




St Ives Town Council

Cornwall Council,
Town and Parish Councils and the
Police have set their budgets for
2026-27.

But who does what, and how
will the Town Council budget
be spent?

Swipe
Through



Who Does What?

Cornwall Council delivers large statutory services, Town and Parish Councils provide local services.



- Council tax
- Benefits
- Bus passes
- Highways & transportation
- Dog control orders
- Planning applications, enforcement & policy
- Car parks, permits & pavements
- Adult care & children's services
- Environmental protection
- Fire & rescue
- Housing
- Licensing & business support
- Registration (births, deaths, weddings)
- Rubbish, recycling & waste
- Schools and education

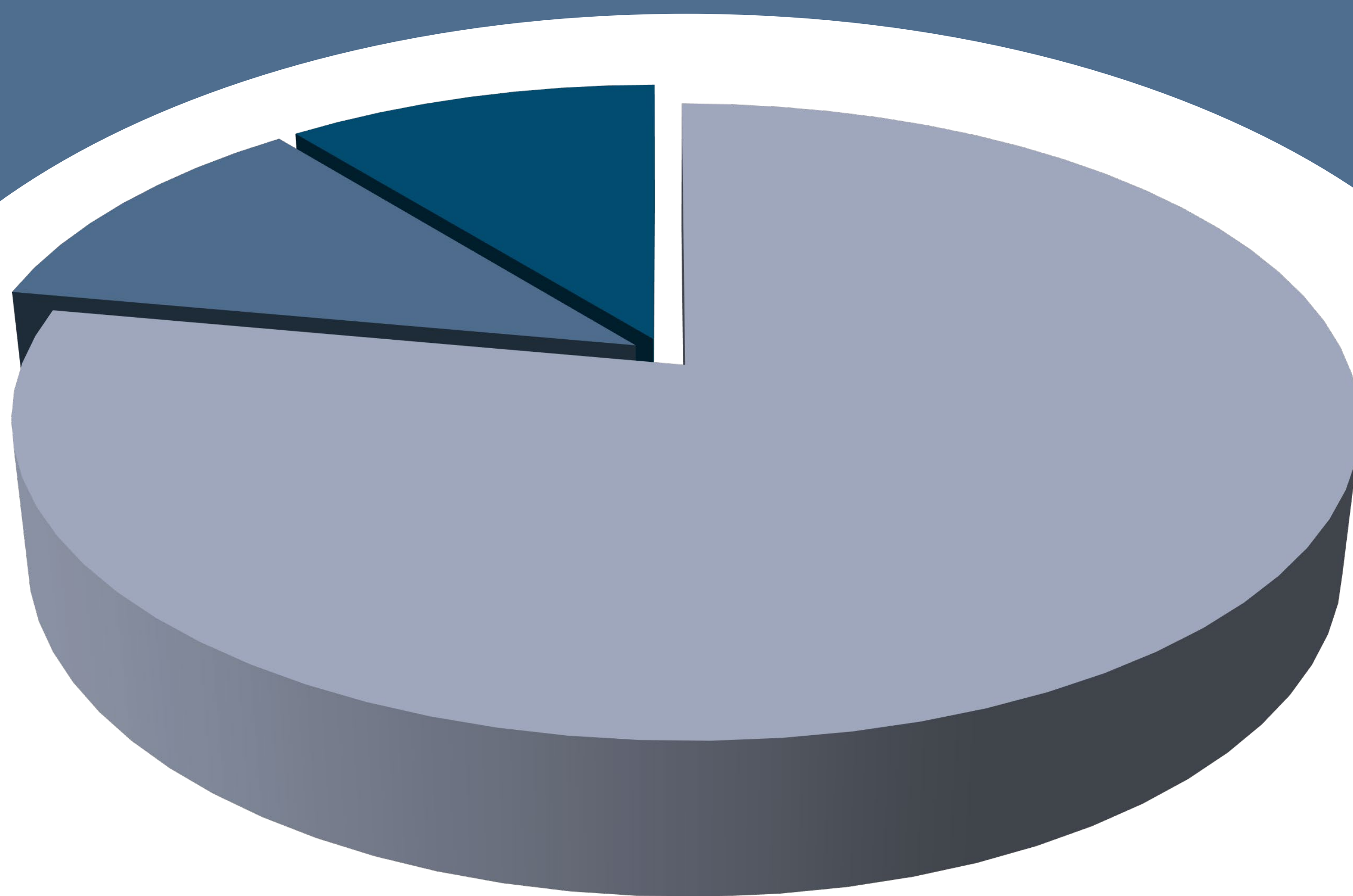



St Ives Town Council

- Allotments
- Weddings & blessings
- Town library & visitor information service
- The Island community centre
- Heritage buildings (Island & St Leonards Chapel, Blockhouse & Huers Hut)
- St Ives Guildhall & Concert Hall
- Civic events
- Sloop car park
- Community grants funding
- Public & memorial benches
- Town CCTV & street marshalls
- The neighbourhood plan
- Market House retail shops and lease of Archive
- Play parks (Penbeagle & Richmond Gardens) & Penbeagle skatepark
- Memorial & Trewyn gardens and Chy-an-Gweal gardens
- Open spaces (Malakoff, the Island & Man's Head)
- Footpath cutting & weeding
- PSPO licensing
- Youth projects

Your Council Tax Breakdown

The Town Council is the smallest share, after Devon & Cornwall Police and Cornwall Council.



 Cornwall Council
(£2086.36)

 Devon & Cornwall Police &
Crime Commissioner (£303.20)

 St Ives Town Council
(£287.74)

Based on Band D



Tax Band Breakdown

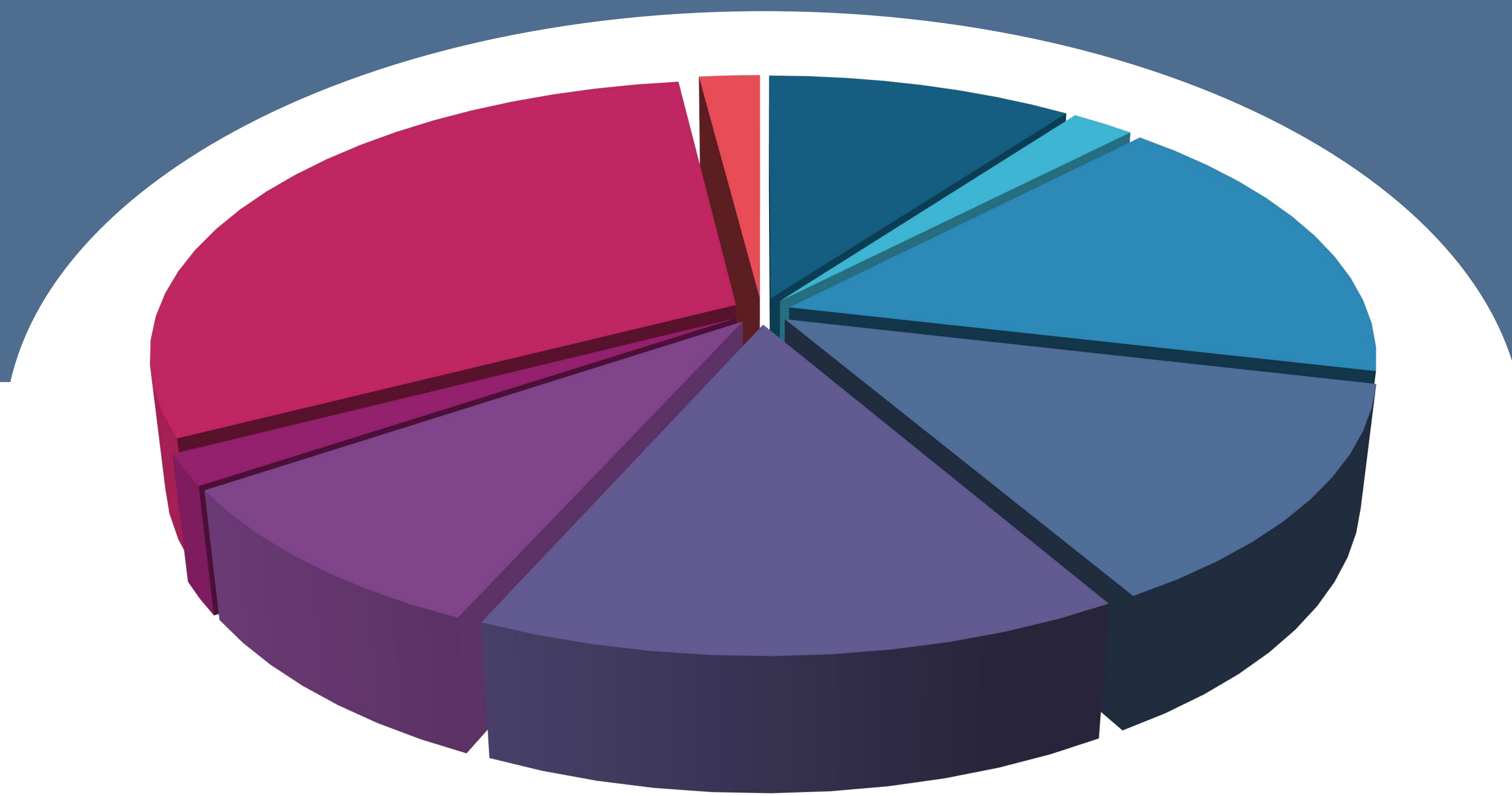
The Town Council has increased its Council Tax by 4.99% for 2026-27. For a Band D household, this is an increase of £1.14 a month or £13.68 for the year, from £274.06 last year to £287.84 this year.

	Band A	Band B	Band C	Band D	Band E	Band F	Band G	Band H
Annual Cornwall Council Tax	£1390.91	£1622.72	£1854.54	£2086.36	£2550.00	£3016.63	£3477.27	£4172.72
Town Parish Council	£191.82	£223.79	£255.76	£287.74	£351.68	£415.62	£479.56	£575.47
Devon & Cornwall Police & Crime Commissioner	£202.13	£235.82	£269.51	£303.20	£370.58	£437.96	£505.33	£606.40
Total Council Tax Payable	£1784.86	£2082.33	£2379.81	£2677.30	£3272.26	£3867.21	£4462.16	£5354.59



How the Budget Is Spent

100% of the Council Tax and commercial income received is spent and re-invested in the parish of St Ives.



Environment (10.1%)

Public Realm (2.1%)

Buildings & Heritage (16.5%)

Public Toilets (13.0%)

Community Services (14.9%)

Guildhall Concert Hall & Bar (8.9%)

Community Grants, Civic Events & Projects (1.8%)

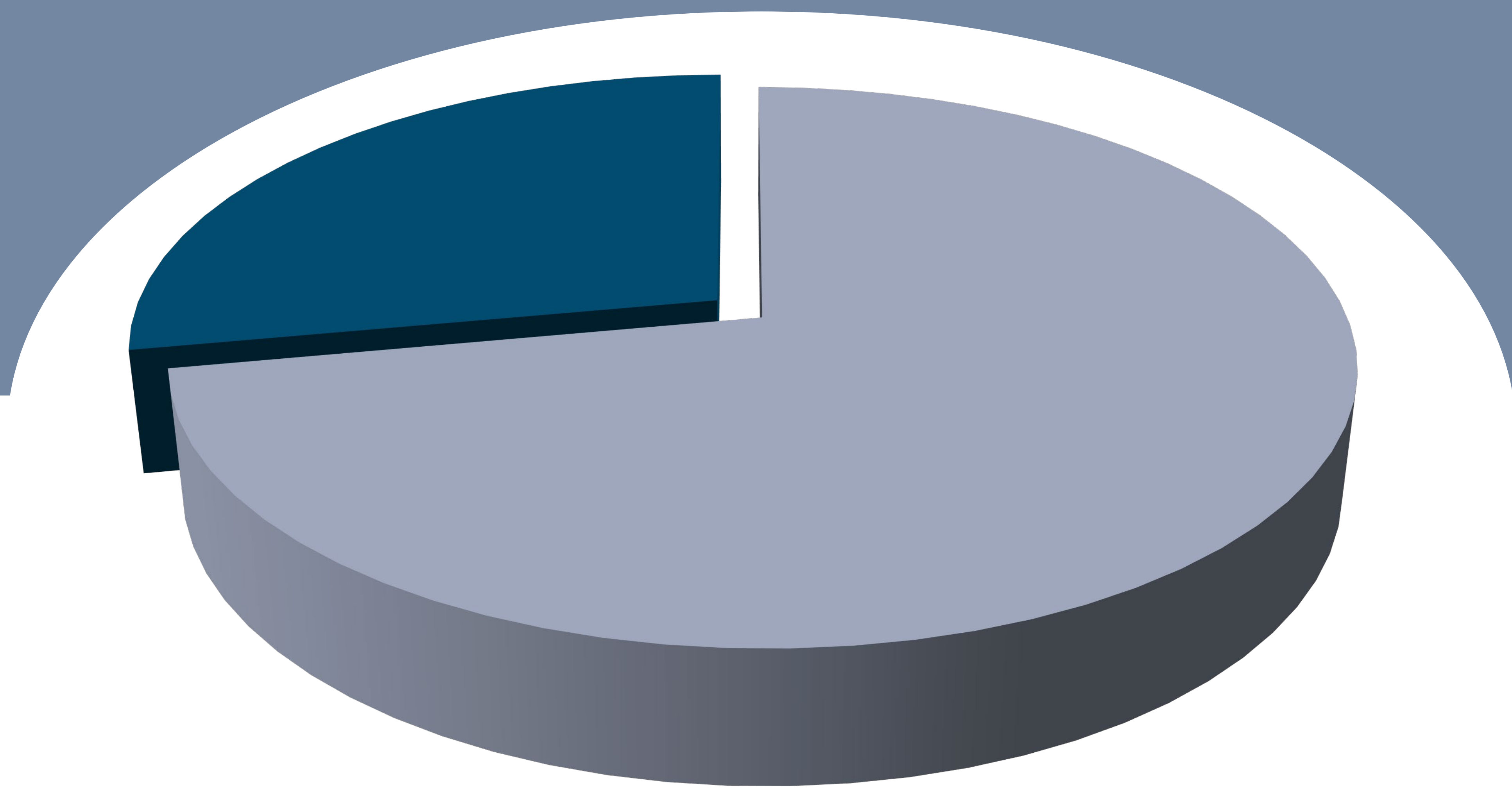
Corporate Services (30.7%)

Car Parks (2.0%)



Town Council Sources of Income

The Town Council aims to keep Council Tax as low as possible by generating income from other sources. Over a third of the budget is funded this way.



Council Tax (Precept)
(£1,764,671)



Income
(£682,945)

Compared to Other Towns

	Band D Bill 2026-27
Falmouth	£488.15
Truro	£459.89
Bodmin	£389.90
Launceston	£389.83
Redruth	£384.74
Newquay	£349.10
Camelford	£336.84
Hayle	£334.52
Bude-Stratton	£333.83
Penzance	£328.07
Wadebridge	£316.41
Callington	£310.28
Helston	£290.87
St Ives	£287.74
Saltash	£286.96
Camborne	£281.75
Liskeard	£268.06
St Agnes	£244.60
Lostwithiel	£2240.84
Torpoint	£224.26
St Austell	£213.90
Penryn	£193.44

Based on Band D



Towns' Increase in Percentage & Cash Terms

	Annual Band D Change 25/26 to 26/27 (£)	Annual Band D Change 25/26 to 26/27 (%)
Liskeard	£77.03	40.3%
Redruth	£85.68	28.6%
Newquay	£48.12	16.0%
Penryn	£26.39	15.8%
Helston	£38.96	15.5%
Camborne	£26.02	10.2%
Falmouth	£44.09	9.9%
St Agnes	£22.09	9.9%
Launceston	£34.37	9.7%
Truro	£39.08	9.3%
St Austell	£16.70	8.5%
Callington	£20.30	7.0%
Bude-Stratton	£20.87	6.7%
Wadebridge	£18.99	6.4%
Torpoint	£13.10	6.2%
St Ives	£13.68	4.9%
Camelford	£14.11	4.4%
Hayle	£13.96	4.4%
Saltash	£11.04	4.0%
Bodmin	£13.14	3.5%